

ANNA UNIVERSITY, CHENNAI
NON- AUTONOMOUS COLLEGES AFFILIATED ANNA UNIVERSITY
REGULATIONS – 2021
CHOICE BASED CREDIT SYSTEM
M.E. POWER ELECTRONICS AND DRIVES (FULL TIME)
I TO IV SEMESTERS CURRICULA AND I SEMESTER SYLLABUS
SEMESTER I

S.NO	COURSE CODE	COURSE TITLE	CATE-GORY	PERIODS PER WEEK			TOTAL CONTACT PERIODS	CREDITS
				L	T	P		
THEORY								
1.	MA4106	Applied Mathematics for Power Electronics Engineers	FC	3	1	0	4	4
2.	PX4101	Analysis of Electrical Machines	PCC	3	1	0	4	4
3.	PX4151	Analysis of Power Converters	PCC	3	1	0	4	4
4.	PX4102	Modeling and Design of SMPS	PCC	3	0	0	3	3
5.	RM4151	Research Methodology and IPR	RMC	2	0	0	2	2
6.		Professional Elective I	PEC	3	0	0	3	3
7.		Audit Course I*	AC	2	0	0	2	0
PRACTICALS								
8.	PX4161	Power Converters Laboratory	PCC	0	0	3	3	1.5
9.	PX4111	Analog and Digital Controllers for PE Converters Laboratory	PCC	1	0	3	4	2.5
TOTAL				20	3	6	29	24

* Audit Course is optional

SEMESTER II

S.NO	COURSE CODE	COURSE TITLE	CATE-GORY	PERIODS PER WEEK			TOTAL CONTACT PERIODS	CREDITS
				L	T	P		
THEORY								
1.	PX4201	Analysis of Electrical Drives	PCC	3	1	0	4	4
2.	PX4202	Special Electrical Machines	PCC	3	0	0	3	3
3.	PX4251	Electric Vehicles and Power Management	PCC	3	1	0	4	4
4.		Professional Elective II	PEC	3	0	0	3	3
5.		Professional Elective III	PEC	3	0	0	3	3
6.		Audit course II*	AC	2	0	0	2	0
PRACTICALS								
7.	PX4211	Power Electronics and Drives Laboratory	PCC	0	0	3	3	1.5
8.	PX4212	Design Laboratory for Power Electronics Systems	PCC	0	0	3	3	1.5
TOTAL				17	2	6	25	20

* Audit Course is optional

SEMESTER III

S.NO.	COURSE CODE	COURSE TITLE	CATEGORY	PERIODS PER WEEK			TOTAL CONTACT PERIODS	CREDITS
				L	T	P		
THEORY								
1.		Professional Elective IV	PEC	3	0	0	3	3
2.		Professional Elective V	PEC	3	0	0	3	3
3.		Open Elective	OEC	3	0	0	3	3
PRACTICALS								
4.	PX4311	Project Work I	EEC	0	0	12	12	6
TOTAL				9	0	12	21	15

SEMESTER IV

S.NO.	COURSE CODE	COURSE TITLE	CATEGORY	PERIODS PER WEEK			TOTAL CONTACT PERIODS	CREDITS
				L	T	P		
PRACTICALS								
1.	PX4411	Project Work II	EEC	0	0	24	24	12
TOTAL				0	0	24	24	12

TOTAL NO. OF CREDITS: 71

FOUNDATION COURSES (FC)

S. NO	COURSE CODE	COURSE TITLE	PERIODS PER WEEK			CREDITS	SEMESTER
			LECTURE	TUTORIAL	PRACTICAL		
1.	MA4106	Applied Mathematics for Power Electronics Engineers	3	1	0	4	I

PROFESSIONAL CORE COURSES (PCC)

S. NO	COURSE CODE	COURSE TITLE	PERIODS PER WEEK			CREDITS	SEMESTER
			LECTURE	TUTORIAL	PRACTICAL		
1	PX4101	Analysis of Electrical Machines	3	1	0	4	I
2	PX4151	Analysis of Power Converters	3	1	0	4	I
3	PX4102	Modeling and Design of SMPS	3	0	0	3	I
4	PX4161	Power Converters Laboratory	0	0	3	1.5	I
5	PX4111	Analog and Digital Controllers for PE Converters Laboratory	1	0	3	2.5	I
6	PX4201	Analysis of Electrical Drives	3	1	0	4	II
7	PX4202	Special Electrical Machines	3	0	0	3	II

8	PX4251	Electric Vehicles and Power Management	3	1	0	4	II
9	PX4211	Power Electronics and Drives Laboratory	0	0	3	1.5	II
10	PX4212	Design Laboratory for Power Electronics Systems	1	0	3	1.5	II
TOTAL CREDITS						29	

RESEARCH METHODOLOGY AND IPR COURSES (RMC)

S. NO	COURSE CODE	COURSE TITLE	PERIODS PER WEEK			CREDITS	SEMESTER
			LECTURE	TUTORIAL	PRACTICAL		
1.	RM4151	Research Methodology and IPR	2	0	0	2	I

EMPLOYABILITY ENHANCEMENT COURSES (EEC)

S.NO	COURSE CODE	COURSE TITLE	PERIODS PER WEEK			CREDITS	SEMESTER
			LECTURE	TUTORIAL	PRACTICAL		
1.	PX4311	Project Work I	0	0	12	6	III
2.	PX4411	Project Work II	0	0	24	12	IV
TOTAL CREDITS						18	

PROGRESS THROUGH KNOWLEDGE

PROFESSIONAL ELECTIVES

SEMESTER I

ELECTIVE I

S. NO.	COURS ECODE	COURSE TITLE	CATE-GORY	PERIODS PER WEEK			TOTAL CONTACT PERIODS	CREDITS
				L	T	P		
1	PX4001	Power Semiconductor Devices	PEC	3	0	0	3	3
2	PX4002	System Design Using Microcontroller	PEC	3	0	0	3	3
3	PX4003	Electromagnetic Field Computation and Modelling	PEC	3	0	0	3	3
4	PX4004	Soft Computing Techniques	PEC	3	0	0	3	3
5	PS4151	System Theory	PEC	3	0	0	3	3

SEMESTER II

ELECTIVE II & III

S. NO.	COURS ECODE	COURSE TITLE	CATE-GORY	PERIODS PER WEEK			TOTAL CONTACT PERIODS	CREDITS
				L	T	P		
1	PX4005	Power Electronics for Renewable Energy Systems	PEC	3	0	0	3	3
2	PX4006	Modern Rectifiers and Resonant Converters	PEC	3	0	0	3	3
3	PX4007	Advanced Power Converters	PEC	3	0	0	3	3
4	PX4008	MEMS Design: Sensors and Actuators	PEC	3	0	0	3	3
5	PX4009	Control of Power Electronic Circuits	PEC	3	0	0	3	3
6	PS4073	Energy Storage Technologies	PEC	3	0	0	3	3
7	PX4071	Power Quality	PEC	3	0	0	3	3
8	ET4071	DSP Based System Design	PEC	3	0	0	3	3
9	ET4072	Machine Learning and Deep Learning	PEC	3	0	0	3	3
10	ET4251	IoT for Smart Systems	PEC	3	0	0	3	3

SEMESTER III

ELECTIVE IV & V

S. NO.	COURS ECODE	COURSE TITLE	CATE- GORY	PERIODS PER WEEK			TOTAL CONTACT PERIODS	CREDITS
				L	T	P		
1	PX4010	Nonlinear Dynamics for Power Electronics Circuits	PEC	3	0	0	3	3
2	PX4011	Grid Integration of Renewable Energy Sources	PEC	3	0	0	3	3
3	PX4012	Renewable Energy Technology	PEC	3	0	0	3	3
4	PX4013	Wind Energy Conversion System	PEC	3	0	0	3	3
5	PX4014	Optimization Techniques	PEC	3	0	0	3	3
6	PS4071	Distributed Generation and Micro Grid	PEC	3	0	0	3	3
7	PS4072	Energy Management and Auditing	PEC	3	0	0	3	3
8	PS4075	Smart Grid	PEC	3	0	0	3	3
9	PS4351	HVDC and FACTS	PEC	3	0	0	3	3
10	ET4073	Python Programming for Machine Learning	PEC	3	0	0	3	3

AUDIT COURSES - I

REGISTRATION FOR ANY OF THESE COURSES IS OPTIONAL TO STUDENTS

SL. NO	COURSE CODE	COURSE TITLE	PERIODS PER WEEK			CREDITS
			L	T	P	
1.	AX4091	English for Research Paper Writing	2	0	0	0
2.	AX4092	Disaster Management	2	0	0	0
3.	AX4093	Constitution of India	2	0	0	0
4.	AX4094	நற்றமிழ் இலக்கியம்	2	0	0	0

SUMMARY

Name of the Programme: M.E POWER ELECTRONICS AND DRIVES						
	SUBJECT AREA	CREDITS PER SEMESTER				CREDITS TOTAL
		I	II	III	IV	
1.	FC	4	0	0	0	4
2.	PCC	15	14	0	0	29
3.	PEC	3	6	6	0	15
4.	OEC	0	0	3	0	3
5.	EEC	0	0	6	12	18
6.	RMC	2	0	0	0	2
7.	Non Credit/Audit Course	√	√	0	0	0
	TOTAL	24	20	15	12	71



OBJECTIVES :

- To develop the ability to apply the concepts of matrix theory in Electrical Engineering problems.
- To familiarize the students in the field of differential equations to solve boundary value problems associated with engineering applications.
- To develop the ability among the students to solve problems using Laplace transform associated with engineering applications.
- To introduce the effective mathematical tools for the solutions of partial differential equations that model several physical processes and to develop Z transform techniques for discrete time systems.
- To develop the ability among the students to solve problems using Fourier series associated with engineering applications.

UNIT I MATRIX THEORY**12**

The Cholesky decomposition - Generalized Eigenvectors - Canonical basis - QR factorization - Singular value decomposition - Pseudo inverses - Least square approximation.

UNIT II CALCULUS OF VARIATIONS**12**

Concept of variations and its properties - Euler's theorem - Functional dependent on first and higher order of derivatives - Functionals dependent on functions of several independent variables - Variational problems with moving boundaries - Isoperimetric problems - Direct methods : Rayleigh Ritz method and Kantorovich problems .

UNIT III LAPLACE TRANSFORM TECHNIQUES FOR PARTIAL DIFFERENTIAL EQUATIONS**12**

Definitions - Properties - Transform error function - Bessel's function - Dirac Delta function - Unit step function - Convolution theorem - Inverse Laplace transform - Complex inversion formula - Solutions to partial differential equations : Heat and Wave equations.

UNIT IV Z - TRANSFORM TECHNIQUES FOR PARTIAL DIFFERENTIAL EQUATIONS**12**

Z-transforms - Elementary properties – Convergence of Z-transforms - Initial and final value theorems - Inverse Z - transform (using partial fraction and residues) - Convolution theorem - Formation of difference equations – Solution of difference equations using Z - transforms.

UNIT V FOURIER SERIES**12**

Fourier Trigonometric series : Periodic function as power signals - Convergence of series - Even and odd functions : Cosine and sine series - Non periodic function - Extension to other intervals - Power signals : Exponential Fourier series - Parseval's theorem and power spectrum - Eigenvalue problems and orthogonal functions - Regular Sturm –Liouville systems - Generalized Fourier series.

TOTAL : 60 PERIODS**OUTCOMES :**

- Able to apply the concepts of matrix theory in Electrical Engineering problems.
- Able to solve boundary value problems associated with engineering applications.
- Able to solve problems using Laplace transform associated with engineering applications.
- Use the effective mathematical tools for the solutions of partial differential equations by using Z transform techniques for discrete time systems.
- Able to solve problems using Fourier series associated with engineering applications.

REFERENCES:

1. Richard Bronson, MATRIX OPERATION , Schaum's outline series, Second Edition, McGraw Hill, New Delhi , 2011.
2. Elsgolc. L.D., " CALCULUS OF VARIATIONS " , Dover Publications Inc., New York, 2007.
3. SankaraRao. K , INTRODUCTION TO PARTIAL DIFFERENTIAL EQUATIONS , Prentice Hall of India Pvt . Ltd, New Delhi , 1997.
4. Grewal.B.S., "Higher Engineering Mathematics", Khanna Publishers, New Delhi, 44th Edition , 2018.
5. Andrews .L.C, and Phillips. R.L, MATHEMATICAL TECHNIQUES FOR ENGINEERS AND SCIENTISTS , Prentice Hall , New Delhi , 2005.

PX4101

ANALYSIS OF ELECTRICAL MACHINES

L T P C
3 1 0 4

OBJECTIVES:

1. To understand the principles of electromechanical energy conversion in electrical machines and to know the dynamic characteristics of DC motors
2. To study the concepts related with AC machines, magnetic noise and harmonics in rotating electrical machines.
3. To interpret the principles of reference frame theory
4. To study the principles of three phase, doubly fed and 'n' phase induction machine in machine variables and reference variables.
5. To understand the principles of three phase, synchronous machine in machine variables and reference variables.

UNIT I ELECTROMECHANICAL ENERGY CONVERSION and DC MACHINES 12

Magnetic circuits, permanent magnet, Energy conservation - stored magnetic energy, co-energy - force and torque in singly and doubly excited systems – Elementary DC machine and analysis of steady state operation - Voltage and torque equations – dynamic characteristics - DC motors – Time domain block diagrams - solution of dynamic characteristic by Laplace transformation

UNIT II AC MACHINES -CONCEPTS 12

Distributed Windings - Winding Functions - Air-Gap Magnetomotive Force -Rotating MMF - Flux Linkage and Inductance -Resistance -Voltage and Flux Linkage Equations for Distributed Winding Machines--magnetic noise and harmonics in rotating electrical machines. Modeling of 'n' phase machine.

UNIT III REFERENCE FRAME THEORY 12

Historical background – phase transformation and commutator transformation – transformation of variables from stationary to arbitrary reference frame – transformation of balanced set-variables observed from several frames of reference.

UNIT IV INDUCTION MACHINES 12

Three phase induction machine and doubly fed induction machine- equivalent circuit and analysis of steady state operation – free acceleration characteristics – voltage and torque equations in machine variables and arbitrary reference frame variables – analysis of dynamic performance for load torque variations- Transformation theory for 'n' phase induction machine.

UNIT V SYNCHRONOUS MACHINES**12**

Three phase synchronous machine and analysis of steady state operation - voltage and torque equations in machine variables and rotor reference frame variables (Park's equations) – analysis of dynamic performance for load torque variations –Krons primitive machine

TOTAL : 60 PERIODS**OUTCOMES:**

After completion of this course, student will be able to

- Understand the principles of electromechanical energy conversion and characteristics of DC motors
- Know the concepts related with AC machines and modeling of 'n' phase machines
- Interpret the concepts of reference frame theory.
- Apply procedures to develop induction machine model in both machine variable form and reference variable forms
- Follow the procedures to develop synchronous machine model in machine variables form and reference variable form.

REFERENCES:

- 1 Stephen D. Umans, "Fitzgerald & Kingsley's Electric Machinery", Tata McGraw Hill, 7th Edition, 2020.
- 2 Bogdan M. Wilamowski, J. David Irwin, The Industrial Electronics Handbook, Second Edition, Power Electronics and Motor Drives, CRC Press, 2011
- 3 Paul C. Krause, Oleg Wasynczuk, Scott D. Sudhoff, Steven D. Pekarek, "Analysis of Electric Machinery and Drive Systems", 3rd Edition, Wiley-IEEE Press, 2013.
- 4 R. Krishnan, Electric Motor & Drives: Modeling, Analysis and Control, Pearson Education, 1st Imprint, 2015.
- 5 R.Ramanujam, Modeling and Analysis of Electrical Machines, I.k. International Publishing House Pvt.Ltd, 2018

PX4151**ANALYSIS OF POWER CONVERTERS****LT P C****3 1 0 4****OBJECTIVES:**

- To provide the mathematical fundamentals necessary for deep understanding of power converter operating modes.
- To introduce the electrical circuit concepts behind the different working modes of power converters so as to enable deep understanding of their operation.
- To impart required skills to formulate and design inverters for generic load and for machine loads.
- To equip with required skills to derive the criteria for the design of power converters starting from basic fundamentals.
- To inculcate knowledge to perform analysis and comprehend the various operating modes of different configurations of power converters

UNIT I SINGLE PHASE AC-DC CONVERTER**12**

Static Characteristics of power diode, SCR and GTO, half controlled and fully controlled converters with R-L, R-L-E loads and freewheeling diodes – continuous and discontinuous modes of operation - inverter operation and its limit –Sequence control of converters – performance parameters – effect of source impedance and overlap-reactive power and power balance in converter circuit.

UNIT II THREE PHASE AC-DC CONVERTER 12

Half controlled and fully controlled converters with R, R-L, R-L-E loads and freewheeling diodes – inverter operation and its limit – performance parameters – effect of source impedance and overlap - 12 pulse converter –Applications - Excitation system, DC drive system.

UNIT III SINGLE PHASE INVERTERS 12

Introduction to self-commutated switches : MOSFET and IGBT - Principle of operation of half and full bridge inverters – Performance parameters – Voltage control of single phase inverters using various PWM techniques – various harmonic elimination techniques – Design of UPS - VSR operation

UNIT IV THREE PHASE INVERTERS 12

180 degree and 120 degree conduction mode inverters with star and delta connected loads – voltage control of three phase inverters: single, multi pulse, sinusoidal, space vector modulation techniques – VSR operation-Application – Induction heating, AC drive system – Current source inverters.

UNIT V MODERN INVERTERS 12

Multilevel concept – diode clamped – flying capacitor – cascaded type multilevel inverters - Comparison of multilevel inverters - application of multilevel inverters – PWM techniques for MLI – Single phase & Three phase Impedance source inverters – Filters.

TOTAL : 60 PERIODS

OUTCOMES:

After completing the above course, students will be able to

- CO1 : Acquire and apply knowledge of mathematics in power converter analysis
- CO2: Model, analyze and understand power electronic systems and equipments.
- CO3 :Formulate, design and simulate phase controlled rectifiers for generic load and for machine loads
- CO4 : Design and simulate switched mode inverters for generic load and for machine loads
- CO5 : Select device and calculate performance parameters of power converters under various operating modes

REFERENCES:

1. Rashid M.H., “Power Electronics Circuits, Devices and Applications ”, Pearson, fourth Edition, 10th Impression 2021.
2. Jai P. Agrawal, “Power Electronics System Theory and Design”, Pearson Education, First Edition, 2015
3. Bimal.K.Bose “Modern Power Electronics and AC Drives”, Pearson Education, Second Edition, 2003
4. Ned Mohan, T.M.Undeland and W.P.Robbins, “Power Electronics: converters, Application and design”, 3rd edition Wiley, 2007.
5. Philip T. Krein, “Elements of Power Electronics” Indian edition Oxford University Press-2017
6. P.C.Sen, “Modern Power Electronics”, S.Chand Publishing 2005.
7. P.S.Bimbra, “Power Electronics”, Khanna Publishers, Eleventh Edition, 2003
8. Bin Wu, Mehdi Narimani, "High-Power Converters and AC Drives", Wiley, 2nd Edition, 2017

OBJECTIVES:

1. To inculcate knowledge on steady state analysis of Non-Isolated DC-DC converter
2. To perform steady state analysis of Isolated DC-DC converter
3. To educate on different converter dynamics
4. To impart knowledge on the design of controllers for DC-DC converters
5. To familiarize the design magnetics for SMPS applications

UNIT I ANALYSIS OF NON-ISOLATED DC-DC CONVERTERS 9

Buck, Boost, Buck- Boost and Cuk converters: Principles of operation – Continuous conduction mode– Concepts of volt-sec balance and charge balance – Analysis and design based on steady-state relationships – Introduction to discontinuous conduction mode - SEPIC topology - design examples - Applications to Battery operated vehicle, PV system.

UNIT II ANALYSIS OF ISOLATED DC-DC CONVERTERS 9

Introduction - classification- forward- flyback- pushpull – half bridge – full bridge topologies- design of SMPS - Applications to Battery operated vehicle

UNIT III CONVERTER DYNAMICS 9

AC equivalent circuit analysis – State space averaging – Circuit averaging – Averaged switch modeling – Transfer function model for buck, boost, buck-boost and cuk converters – Input filters.

UNIT IV CONTROLLER DESIGN 9

Review of P, PI, and PID control concepts – gain margin and phase margin – Bode plot based analysis – Design of controller for buck, boost, buck-boost and cuk converters

UNIT V DESIGN OF MAGNETICS 9

Basic magnetic theory revision – Inductor design – Design of mutual inductance – Design of transformer for isolated topologies – Ferrite core table and selection of area product – wire table – selection of wire gauge

TOTAL : 45 PERIODS**OUTCOMES:**

After completing the above course, students will be able to

CO1 : Analyse and design Non-Isolated DC-DC converter

CO2: Analyse and design Isolated DC-DC converter

CO3: Derive transfer function of different converters

CO4 : Design controllers for DC-DC converters

CO5 : Design magnetics for SMPS application

TEXT BOOKS:

1. Robert W. Erickson & Dragon Maksimovic, " Fundamentals of Power Electronics", Third Edition, 2020.

REFERENCES:

1. John G. Kassakian, Martin F. Schlecht, George C. Verghese, "Principles of Power Electronics", Pearson, India, New Delhi, 2010
2. Simon Ang and Alejandra Oliva, "Power-Switching Converters", CRC press, 3rd edition, 2011.
3. Philip T Krein, " Elements of Power Electronics", Oxford University Press, 2017.
4. Ned Mohan, "Power Electronics: A first course", Wiley,2011, 1st edition.
5. IssaBatarseh, Ahmad Harb, "Power Electronics- Circuit Analysis and Design, Second edition, 2018
- 6 V.Ramanarayanan, "Course material on Switched mode power conversion", 2007
7. Alex Van den Bossche and VencislavCekovValchev, "Inductors and Transformers for Power Electronics", CRC Press, 1st edition, 2005.
8. W. G. Hurley and W. H.Wolfe, "Transformers and Inductors for Power Electronics Theory, Design and Applications", 2013 Wiley, 1st Edition.

RM4151

RESEARCH METHODOLOGY AND IPR

L T P C
2 0 0 2

UNIT I	RESEARCH DESIGN	6
Overview of research process and design, Use of Secondary and exploratory data to answer the research question, Qualitative research, Observation studies, Experiments and Surveys.		
UNIT II	DATA COLLECTION AND SOURCES	6
Measurements, Measurement Scales, Questionnaires and Instruments, Sampling and methods. Data - Preparing, Exploring, examining and displaying.		
UNIT III	DATA ANALYSIS AND REPORTING	6
Overview of Multivariate analysis, Hypotheses testing and Measures of Association. Presenting Insights and findings using written reports and oral presentation.		
UNIT IV	INTELLECTUAL PROPERTY RIGHTS	6
Intellectual Property – The concept of IPR, Evolution and development of concept of IPR, IPR development process, Trade secrets, utility Models, IPR & Bio diversity, Role of WIPO and WTO in IPR establishments, Right of Property, Common rules of IPR practices, Types and Features of IPR Agreement, Trademark, Functions of UNESCO in IPR maintenance.		
UNIT V	PATENTS	6
Patents – objectives and benefits of patent, Concept, features of patent, Inventive step, Specification, Types of patent application, process E-filing, Examination of patent, Grant of patent, Revocation, Equitable Assignments, Licences, Licensing of related patents, patent agents, Registration of patent agents.		

TOTAL : 30 PERIODS

REFERENCES

1. Cooper Donald R, Schindler Pamela S and Sharma JK, "Business Research Methods", Tata McGraw Hill Education, 11e (2012).
2. Catherine J. Holland, "Intellectual property: Patents, Trademarks, Copyrights, Trade Secrets", Entrepreneur Press, 2007.
3. David Hunt, Long Nguyen, Matthew Rodgers, "Patent searching: tools & techniques", Wiley, 2007.
4. The Institute of Company Secretaries of India, Statutory body under an Act of parliament, "Professional Programme Intellectual Property Rights, Law and practice", September 2013.



OBJECTIVES:

- To provide the basic understanding of the dynamic behavior of the power electronic switches
- To make the students familiar with the digital processors used in generation of gate pulses for the power electronic switches
- To make the students acquire knowledge on the design of power electronic circuits and implementing the same using simulation tools
- To facilitate the students to design gate drive circuits for power converters
- To provide the fundamentals of DC-AC power converter topologies and analyze the harmonics.

LIST OF EXPERIMENTS:

1. Study of switching characteristics of Power MOSFET & IGBT.
2. Circuit Simulation of Three-phase semi-converter with R, RL & RLE load.
3. Circuit Simulation of Three-phase fully controlled converter with R, RL & RLE load.
4. Circuit Simulation of Three-phase Voltage Source Inverter in 180 and 120 degree mode of conduction
5. Circuit simulation of Three-phase PWM inverter and study of spectrum analysis for various modulation indices.
6. Simulation of Four quadrant operation of DC Chopper.
7. Generation of Gating pulse using Arduino/Micro Controller/PIC microcontroller for a DC-DC converter and single-phase voltage source inverter.
8. Simulation of a single-phase Z-source inverter with R load.
9. Simulation of three-phase AC voltage Controller with R load.
10. Simulation of a five-level cascaded multilevel inverter with R load.
11. Simulation of a Flyback DC-DC converter

TOTAL : 45 PERIODS**OUTCOMES:**

- Comprehensive understanding on the switching behaviour of Power Electronic Switches
- Comprehensive understanding on mathematical modeling of power electronic system and ability to implement the same using simulation tools
- Ability of the student to use arduino/microcontroller for power electronic applications
- Ability of the student to design and simulate various topologies of inverters and analyze their harmonic spectrum
- Ability to design and fabricate the gate drive power converter circuits. Analyze the three-phase controlled rectifiers and isolated DC-DC converters for designing the power supplies

OBJECTIVES:

- To understand the concepts related with analog and digital controllers.
- To design and understand the op-amp circuits and microcontroller circuits for power electronics.
- To study and design the driving circuits, sensing circuits, protection circuits for power converters.
- To design and select the appropriate digital controller for power converters along with control strategy

LIST OF EXPERIMENTS:

1. Amplifiers and buffer design and verification by using Opamp
2. Filter design and verification by using Opamp
3. ON/OFF controller design and verification by using analog circuits
4. Design of Driver Circuit using IR2110
5. Waveform generation by using look up table
6. Generation of PWM gate pulses with duty cycle control using PWM peripheral of microcontroller (TI-C2000 family/ PIC18)
7. Duty cycle control from IDE
8. Duty Cycle control using a POT connected to ADC peripheral in a standalone mode
9. Generation of Sine-PWM pulses for a single and three phase Voltage Source Inverter with control of modulation index using PWM peripheral of microcontroller (TI C2000 family/PIC 18)
10. Design and testing of signal conditioning circuit to interface voltage/current sensor with microcontroller (TI-C2000 family/ PIC18)
11. Interface Hall effect voltage and current sensor with microcontroller and display the current waveform in the IDE and validate with actual waveform in DSO
12. Design of closed loop P, I and PI controllers using OP-AMP
13. Design of closed loop P, I and PI controllers using TI-C2000 family/ PIC18

TOTAL : 60 PERIODS**OUTCOMES:**

After completing the above course, students will be able to

CO1: Identification of suitable analog and digital controller for the converter design.

CO2: Know the advantages of gate driver, sensing and protection circuits in power converters.

CO3: Hands on with different controller with strategies for design.

CO4: Design and testing the proper driving circuits and protection circuits.

CO5: Fabrication of analog and digital controllers for various real time applications.

OBJECTIVES:

- To understand the concepts related with power switches and its requirements.
- To know about the developments and characteristics of Silicon Carbide (SiC) and Gallium Nitride (GaN) devices..
- To understand the working, steady state and switching characteristics of current controlled and voltage controlled silicon devices.
- To study the working of driving circuits, protection circuits for power devices.
- To understand the thermal characteristics of power devices and the ability to design heat sink for the power devices.

UNIT I INTRODUCTION 9

Power switching devices overview – Attributes of an ideal switch, application requirements, circuit symbols; Power handling capability – (SOA); Power diodes - Types, forward and reverse characteristics, switching characteristics – rating. Features and Brief History of Silicon Carbide-Promise and Demonstration of SiC Power Devices- Physical Properties of Silicon Carbide devices -Unipolar and Bipolar Diodes- GaN Technology Overview.

UNIT II CURRENT CONTROLLED DEVICES 9

BJT's – Construction, static characteristics, switching characteristics; Negative temperature coefficient and second breakdown; - Thyristors – Construction, working, static and transient characteristics, types, series and parallel operation; comparison of BJT and Thyristor – steady state and dynamic models of BJT & Thyristor- Basics of GTO, SiC based Bipolar devices- Applications- Building a GaN Transistor -GaN Transistor Electrical Characteristics

UNIT III VOLTAGE CONTROLLED DEVICES 9

Power MOSFETs and IGBTs – Principle of voltage controlled devices, construction, types, static and switching characteristics, steady state and dynamic models of MOSFET and IGBTs - and IGCT. New semiconductor materials for devices – Intelligent power modules- study of modules like APTGT100TL170G, MSCSM70TAM05TPAG. Integrated gate commutated thyristor (IGCT) - SiCbased unipolar devices-applications

UNIT IV DEVICE SELECTION , DRIVING and PROTECTING CIRCUITS 9

Device selection strategy – On-state and switching losses – EMI due to switching. Necessity of isolation, pulse transformer, optocoupler – Gate drive integrated circuit: Study of Driver IC – IRS2110/2113. SCR, MOSFET, IGBTs and base driving for power BJT. - Over voltage, over current and gate protections; Design of snubbers

UNIT V THERMAL PROTECTION 9

Heat transfer – conduction, convection and radiation; Cooling – liquid cooling, vapour – phase cooling; Guidance for hear sink selection – Thermal resistance and impedance -Electrical analogy of thermal components, heat sink types and design – Mounting types- switching loss calculation for power device

TOTAL : 45 PERIODS

OUTCOMES:

After completing the above course, students will be able to

CO1: Identification of suitable device for the application.

CO2: Know the advantages of Silicon Carbide devices and Galium Nitride devices.

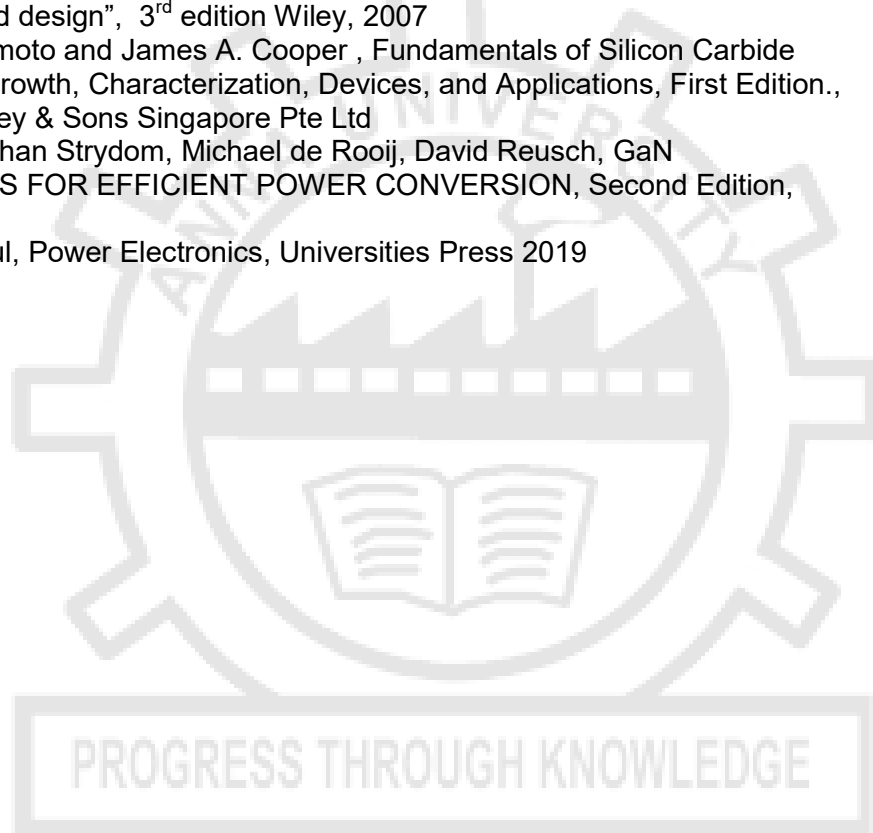
CO3: Understand the principles and characteristics of Silicon devices, Silicon Carbide devices and Galium Nitride devices.

CO4: Design proper driving circuits and protection circuits.

CO5: Construct a proper thermal protective devices for power semiconductor devices.

REFERENCES:

1. Rashid M.H., " Power Electronics Circuits, Devices and Applications ", Pearson, 4th Edition, 10th Impression 2021.
2. Ned Mohan, T.M.Undeland and W.P.Robbins, "Power Electronics: converters, Application and design", 3rd edition Wiley, 2007
3. Tsunenobu Kimoto and James A. Cooper , Fundamentals of Silicon Carbide Technology: Growth, Characterization, Devices, and Applications, First Edition., 2014 John Wiley & Sons Singapore Pte Ltd
4. Alex Lidow, Johan Strydom, Michael de Rooij, David Reusch, GaN TRANSISTORS FOR EFFICIENT POWER CONVERSION, Second Edition, Wiley, 2015
5. Biswanath Paul, Power Electronics, Universities Press 2019



OBJECTIVES:

- To get Introduced to the fundamentals of microcontroller based system design.
- To learn I/O and other built in features available in microcontroller.
- To know Microcontroller based system design, applications.
- To learn I/O interface in system Design
- To involve Discussions/ Practice/Exercise onto revising & familiarizing the concepts acquired for improved employability skills

9

UNIT I 8051 ARCHITECTURE

Architecture – memory organization – addressing modes – instruction set – Timers -Interrupts - I/O ports, Interfacing I/O Devices – Serial Communication.

UNIT II 8051 PROGRAMMING

9

Assembly language programming – Arithmetic Instructions – Logical Instructions –Single bit Instructions – Timer Counter Programming – Serial Communication Programming Interrupt Programming – LCD digital clock/thermometer. Introduction to IDE based assembler programming.

UNIT III PIC 16 MICROCONTROLLER

9

Architecture – memory organization – addressing modes – instruction set – PIC programming in Assembly & C –I/O port, Data Conversion, RAM & ROM Allocation, Timer programming, practice in MP-LAB.

UNIT IV PERIPHERAL OF PIC 16 MICROCONTROLLER

9

Timers – Interrupts, I/O ports- I2C bus-A/D converter-UART- CCP modules -ADC, DAC and Sensor Interfacing –Flash and EEPROM Memories.

UNIT V SYSTEM DESIGN –CASE STUDY

9

Interfacing LCD Display – Keypad Interfacing - Generation of Gate signals for converters and Inverters - Motor Control – Controlling DC/ AC appliances – Measurement of frequency - Stand alone Data Acquisition System

TOTAL: 45 PERIODS**OUTCOMES:**

1. Ability to understand the features of microcontroller 8051
2. Ability to write programs using 8051 assemble language, utilizing its build in features
3. Ability to understand the features of PIC microcontroller.
4. Ability to use the peripherals builtin the PIC microcontroller through programming
5. Ability to grasp the interfacing concepts involving in the design of microcontroller based systems.

TEXTBOOKS:

1. Kenneth J Ayala, “The 8051 Microcontroller”, Thomson press, 2007
2. Muhammad Ali Mazidi, RolinD.Mckinlay, Danny Causey ‘ PIC Microcontroller and Embedded Systems using Assembly and C for PIC18’, Pearson Education 2008

REFERENCES:

1. Rajkamal, "Microcontrollers Architecture, Programming, Interfacing & System Design, Pearson, 2012.
2. MykePredko, "Programming and customizing the 8051 microcontroller", Tata McGraw Hill 2001
3. Muhammad Ali Mazidi, SarmadNaimi, SepehrNaimi," The AVR Microcontroller and Embedded Systems' Using Assembly & C, PearsonEducation, 2014
4. Muhammad Ali Mazidi, Janice G. Mazidi and Rolin D. McKinlay, 'The 8051Microcontroller and Embedded Systems' Prentice Hall, 2005.
5. John Iovine, 'PIC Microcontroller Project Book ', McGraw Hill 2000.

PX4003

ELECTROMAGNETIC FIELD COMPUTATION AND MODELLING

**L T P C
3 0 0 3**

OBJECTIVES:

- To refresh the fundamentals of Electromagnetic Field Theory
- To provide foundation in formulation and computation of electromagnetic field equations using analytical methods
- To impart knowledge in the concept of problem formulation and computation of electromagnetic field equations using numerical methods.
- To compute and analyze the field quantities using FEM.
- To formulate, solve, analyze and optimize the design of electrical components

UNIT I INTRODUCTION

9

Review of basic field theory – Maxwell's equations – Constitutive relationships and Continuity equations – Laplace, Poisson and Helmholtz equation – principle of energy conversion – force/torque calculation

UNIT II BASIC SOLUTION METHODS FOR FIELD EQUATIONS

9

Limitations of the conventional design procedure need for the field analysis based design, problem definition, boundary conditions, solution by analytical methods - direct integration method – variable separable method – method of images.

UNIT III SOLUTION BY NUMERICAL METHODS

9

Finite Difference Method - Finite Element method – Boundary Elimination method - Variational Formulation – Energy minimization – Discretisation – Shape functions –Stiffness matrix –1D and 2D planar and axial symmetry problems

UNIT IV COMPUTATION OF BASIC QUANTITIES USING FEM PACKAGES

9

Basic quantities – Energy stored in Electric Field – Capacitance – Magnetic Field – Linked Flux – Inductance – Force – Torque – Skin effect – Resistance

UNIT V DESIGN APPLICATIONS

9

Design of Insulators –Magnetic actuators – Transformers – Rotating machines.

TOTAL : 45 PERIODS

OUTCOMES:

- Ability to understand the field theory concepts
- Ability to formulate and compute Electromagnetic Fields from Maxwell's equations.
- Ability to formulate FEM problems from the fundamental concepts
- Ability to compute the respective field using FEM (post processing)
- Ability to check and optimize the design of electrical power equipment

REFERENCES:

1. Matthew. N.O. Sadiku, "Elements of Electromagnetics", Seventh Edition, Oxford University Press, First Indian Edition 2018.
2. K.J.Binns, P.J.Lawrenson, C.W Trowbridge, "The analytical and numerical solution of Electric and magnetic fields", John Wiley & Sons, 1995.
3. Nicola Biyanchi, "Electrical Machine analysis using Finite Elements", Taylor and Francis Group, CRC Publishers, 2005.
4. Nathan Ida, Joao P.A.Bastos, "Electromagnetics and calculation of fields", Springer-Verlage, 1997.
5. S.J Salon, "Finite Element Analysis of Electrical Machines" Kluwer Academic Publishers, London, Second Edition, 2011, distributed by TBH Publishers & Distributors, Chennai, India.
6. Silvester and Ferrari, "Finite Elements for Electrical Engineers" Cambridge University press, Third Edition 1996.



PROGRESS THROUGH KNOWLEDGE

OBJECTIVES

To educate the students on

- Design of ANN and fuzzy set theory.
- Analysis and implementation of ANN and Fuzzy logic for modeling and control of Non-linear system and to get familiarized with the Matlab toolbox.
- Impart the knowledge of various optimization techniques and hybrid schemes with the ANFIS tool box.

UNIT I INTRODUCTION AND ARTIFICIAL NEURAL NETWORKS 9

Introduction to intelligent systems- Soft computing techniques- Conventional Computing versus Swarm Computing - Classification of meta-heuristic techniques - Properties of Swarm intelligent Systems - Application domain - Discrete and continuous problems - Single objective and multi-objective problems -Neuron- Nerve structure and synapse- Artificial Neuron and its model-activation functions- Neural network architecture- single layer and multilayer feed forward networks- Mc Culloch Pitts neuron model- perceptron model- Adaline and Madaline- multilayer perception model- back propagation learning methods- effect of learning rule coefficient -back propagation algorithm- factors affecting back propagation training- applications.

UNIT II ARTIFICIAL NEURAL NETWORKS AND ASSOCIATIVE MEMORY 9

Counter propagation network- architecture- functioning & characteristics of counter Propagation network- Hopfield/ Recurrent network configuration - stability constraints associative memory and characteristics- limitations and applications- Hopfield v/s Boltzman machine- Adaptive Resonance Theory- Architecture- classifications- Implementation and training - Associative Memory.

UNIT III FUZZY LOGIC SYSTEM 9

Introduction to crisp sets and fuzzy sets- basic fuzzy set operation and approximate reasoning. Introduction to fuzzy logic modeling and control- Fuzzification inferencing and defuzzification- Fuzzy knowledge and rule bases-Fuzzy modeling and control schemes for nonlinear systems. Self organizing fuzzy logic control- Fuzzy logic control for nonlinear time delay system.

UNIT IV GENETIC ALGORITHM 9

Evolutionary programs – Genetic algorithms, genetic programming and evolutionary programming - Genetic Algorithm versus Conventional Optimization Techniques - Genetic representations and selection mechanisms; Genetic operators- different types of crossover and mutation operators - Optimization problems using GA-discrete and continuous - Single objective and multi-objective problems - Procedures in evolutionary programming.

UNIT V HYBRID CONTROL SCHEMES 9

Fuzzification and rule base using ANN–Neuro fuzzy systems-ANFIS – Fuzzy Neuron - Optimization of membership function and rule base using Genetic Algorithm –Introduction to Support Vector Machine- Evolutionary Programming-Particle Swarm Optimization - Case study – Familiarization of NN, FLC and ANFIS Tool Box.

TOTAL : 45 PERIODS

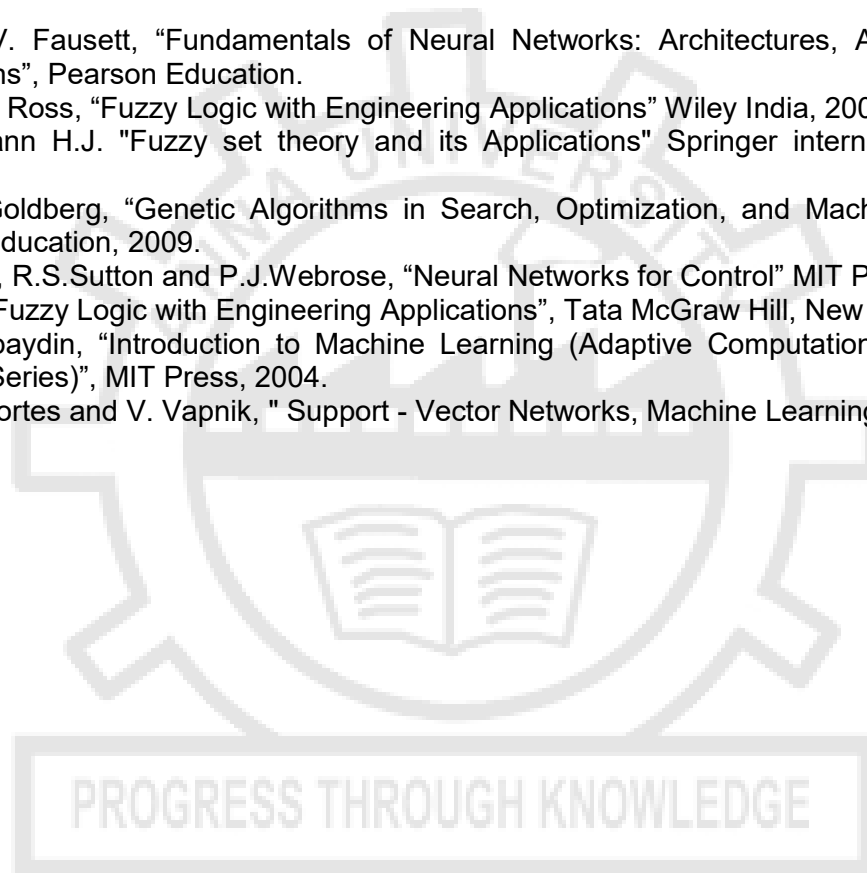
OUTCOMES:

Ability to

- Understand the basic architectures of NN and Fuzzy sets
- Design and implement ANN architectures, algorithms and know their limitations.
- Identify and work with different operations on the fuzzy sets.
- Develop ANN and fuzzy logic based models and control schemes for non-linear systems.
- Understand and explore hybrid control schemes and PSO

TEXT BOOKS:

1. Laurene V. Fausett, "Fundamentals of Neural Networks: Architectures, Algorithms And Applications", Pearson Education.
2. Timothy J. Ross, "Fuzzy Logic with Engineering Applications" Wiley India, 2008.
3. Zimmermann H.J. "Fuzzy set theory and its Applications" Springer international edition, 2011.
4. David E. Goldberg, "Genetic Algorithms in Search, Optimization, and Machine Learning", Pearson Education, 2009.
5. W.T. Miller, R.S. Sutton and P.J. Werbrose, "Neural Networks for Control" MIT Press", 1996.
6. T. Ross, "Fuzzy Logic with Engineering Applications", Tata McGraw Hill, New Delhi, 1995.
7. Ethem Alpaydin, "Introduction to Machine Learning (Adaptive Computation and Machine Learning Series)", MIT Press, 2004.
8. Corinna Cortes and V. Vapnik, " Support - Vector Networks, Machine Learning " 1995.



OBJECTIVES:

1. To educate on modeling and representing systems in state variable form.
2. To train on solving linear and non-linear state equations.
3. To illustrate the properties of control system.
4. To classify non-linearities and examine stability of systems in the sense of Lyapunov's theory.
5. To educate on modal concepts, design of state, output feedback controllers and estimators.

UNIT I STATE VARIABLE REPRESENTATION 9

Introduction-Concept of State-Space equations for Dynamic Systems -Time invariance and linearity-Non uniqueness of state model- Physical Systems and State Assignment - free and forced responses-State Diagrams.

UNIT II SOLUTION OF STATE EQUATIONS 9

Existence and uniqueness of solutions to Continuous-time state equations - Solution of Nonlinear and Linear Time Varying State equations - State transition matrix and its properties – Evaluation of matrix exponential- System modes- Role of Eigen values and Eigen vectors.

UNIT III PROPERTIES OF THE CONTROL SYSTEM 9

Controllability and Observability-Stabilizability and Detectability-Test for Continuous time Systems-Time varying and Time invariant case-Output Controllability-Reducibility-System Realizations.

UNIT IV NON-LINEARITIES AND STABILITY ANALYSIS 9

Equilibrium Points-Stability in the sense of Lyapunov-BIBO Stability-Stability of LTI Systems-Types of nonlinearity – Phase plane analysis – Singular points – Limit cycles – Construction of phase trajectories – Describing function method – Derivation of describing functions. Equilibrium Stability of Nonlinear Continuous Time Autonomous Systems - Direct Method of Lyapunov and the Linear Continuous-Time Autonomous Systems- Lyapunov Functions for Nonlinear Continuous Time Autonomous Systems-Krasovskii and Variable-Gradient Method

UNIT IV MODAL ANALYSIS 9

Controllable and Observable Companion Forms - SISO and MIMO Systems – Effect of State Feedback on Controllability and Observability-Pole Placement by State Feedback for both SISO and MIMO Systems-Full Order and Reduced Order Observers.

TOTAL: 45 PERIODS**OUTCOMES:**

Students able to

- CO1 Understand the concept of State-State representation for Dynamic Systems
- CO2 Explain the solution techniques of state equations
- CO3 Realize the properties of control systems in state space form
- CO4 Identify non-linearities and evaluate the stability of the system using Lyapunov notion
- CO5 Perform Modal analysis and design controller and observer in state space form

REFERENCES:

1. M. Gopal, "Modern Control System Theory", New Age International, 2005.
2. Z. Bubnicki, "Modern Control Theory", Springer, 2005
3. K. Ogatta, "Modern Control Engineering", PHI, 2002
4. John S. Bay, "Fundamentals of Linear State Space Systems", McGraw-Hill, 1999
5. D. Roy Choudhury, "Modern Control Systems", New Age International, 2005
6. John J. D'Azzo, C. H. Houpis and S. N. Sheldon, "Linear Control System Analysis and Design with MATLAB", Taylor Francis, 2003
7. M. Vidyasagar, "Nonlinear Systems Analysis", 2nd edition, Prentice Hall, Englewood Cliffs, New Jersey, 2002



OBJECTIVES

- Teach how to improve writing skills and level of readability
- Tell about what to write in each section
- Summarize the skills needed when writing a Title
- Infer the skills needed when writing the Conclusion
- Ensure the quality of paper at very first-time submission

UNIT I INTRODUCTION TO RESEARCH PAPER WRITING**6**

Planning and Preparation, Word Order, Breaking up long sentences, Structuring Paragraphs and Sentences, Being Concise and Removing Redundancy, Avoiding Ambiguity and Vagueness

UNIT II PRESENTATION SKILLS**6**

Clarifying Who Did What, Highlighting Your Findings, Hedging and Criticizing, Paraphrasing and Plagiarism, Sections of a Paper, Abstracts, Introduction

UNIT III TITLE WRITING SKILLS**6**

Key skills are needed when writing a Title, key skills are needed when writing an Abstract, key skills are needed when writing an Introduction, skills needed when writing a Review of the Literature, Methods, Results, Discussion, Conclusions, The Final Check

UNIT IV RESULT WRITING SKILLS**6**

Skills are needed when writing the Methods, skills needed when writing the Results, skills are needed when writing the Discussion, skills are needed when writing the Conclusions

UNIT V VERIFICATION SKILLS**6**

Useful phrases, checking Plagiarism, how to ensure paper is as good as it could possibly be the first-time submission

TOTAL: 30 PERIODS**OUTCOMES**

- CO1 – Understand that how to improve your writing skills and level of readability
 CO2 – Learn about what to write in each section
 CO3 – Understand the skills needed when writing a Title
 CO4 – Understand the skills needed when writing the Conclusion
 CO5 – Ensure the good quality of paper at very first-time submission

REFERENCES

1. Adrian Wallwork , English for Writing Research Papers, Springer New York Dordrecht Heidelberg London, 2011
2. Day R How to Write and Publish a Scientific Paper, Cambridge University Press 2006
3. Goldbort R Writing for Science, Yale University Press (available on Google Books) 2006
4. Highman N, Handbook of Writing for the Mathematical Sciences, SIAM. Highman's book 1998.

OBJECTIVES

- Summarize basics of disaster
- Explain a critical understanding of key concepts in disaster risk reduction and humanitarian response.
- Illustrate disaster risk reduction and humanitarian response policy and practice from multiple perspectives.
- Describe an understanding of standards of humanitarian response and practical relevance in specific types of disasters and conflict situations.
- Develop the strengths and weaknesses of disaster management approaches

UNIT I INTRODUCTION**6**

Disaster: Definition, Factors and Significance; Difference between Hazard And Disaster; Natural and Manmade Disasters: Difference, Nature, Types and Magnitude.

UNIT II REPERCUSSIONS OF DISASTERS AND HAZARDS**6**

Economic Damage, Loss of Human and Animal Life, Destruction Of Ecosystem. Natural Disasters: Earthquakes, Volcanisms, Cyclones, Tsunamis, Floods, Droughts And Famines, Landslides And Avalanches, Man-made disaster: Nuclear Reactor Meltdown, Industrial Accidents, Oil Slicks And Spills, Outbreaks Of Disease And Epidemics, War And Conflicts.

UNIT III DISASTER PRONE AREAS IN INDIA**6**

Study of Seismic Zones; Areas Prone To Floods and Droughts, Landslides And Avalanches; Areas Prone To Cyclonic and Coastal Hazards with Special Reference To Tsunami; Post-Disaster Diseases and Epidemics

UNIT IV DISASTER PREPAREDNESS AND MANAGEMENT**6**

Preparedness: Monitoring Of Phenomena Triggering a Disaster or Hazard; Evaluation of Risk: Application of Remote Sensing, Data from Meteorological And Other Agencies, Media Reports: Governmental and Community Preparedness.

UNIT V RISK ASSESSMENT**6**

Disaster Risk: Concept and Elements, Disaster Risk Reduction, Global and National Disaster Risk Situation. Techniques of Risk Assessment, Global Co-Operation in Risk Assessment and Warning, People's Participation in Risk Assessment. Strategies for Survival

TOTAL : 30 PERIODS**OUTCOMES**

CO1: Ability to summarize basics of disaster

CO2: Ability to explain a critical understanding of key concepts in disaster risk reduction and humanitarian response.

CO3: Ability to illustrate disaster risk reduction and humanitarian response policy and practice from multiple perspectives.

CO4: Ability to describe an understanding of standards of humanitarian response and practical relevance in specific types of disasters and conflict situations.

CO5: Ability to develop the strengths and weaknesses of disaster management approaches

REFERENCES

1. Goel S. L., Disaster Administration And Management Text And Case Studies”, Deep & Deep Publication Pvt. Ltd., New Delhi, 2009.
2. Nishitha Rai, Singh AK, “Disaster Management in India: Perspectives, issues and strategies “New Royal book Company, 2007.
3. Sahni, Pardeep Et. Al. ,” Disaster Mitigation Experiences And Reflections”, Prentice Hall Of India, New Delhi, 2001.

AX4093

CONSTITUTION OF INDIA

L T P C
2 0 0 0

OBJECTIVES

Students will be able to:

- Understand the premises informing the twin themes of liberty and freedom from a civil rights perspective.
- To address the growth of Indian opinion regarding modern Indian intellectuals’ constitutional
- Role and entitlement to civil and economic rights as well as the emergence nation hood in the early years of Indian nationalism.
- To address the role of socialism in India after the commencement of the Bolshevik Revolution in 1917 and its impact on the initial drafting of the Indian Constitution.

UNIT I HISTORY OF MAKING OF THE INDIAN CONSTITUTION

History, Drafting Committee, (Composition & Working)

UNIT II PHILOSOPHY OF THE INDIAN CONSTITUTION

Preamble, Salient Features

UNIT III CONTOURS OF CONSTITUTIONAL RIGHTS AND DUTIES

Fundamental Rights, Right to Equality, Right to Freedom, Right against Exploitation, Right to Freedom of Religion, Cultural and Educational Rights, Right to Constitutional Remedies, Directive Principles of State Policy, Fundamental Duties.

UNIT IV ORGANS OF GOVERNANCE

Parliament, Composition, Qualifications and Disqualifications, Powers and Functions, Executive, President, Governor, Council of Ministers, Judiciary, Appointment and Transfer of Judges, Qualifications, Powers and Functions.

UNIT V LOCAL ADMINISTRATION

District’s Administration head: Role and Importance, □ Municipalities: Introduction, Mayor and role of Elected Representative, CEO, Municipal Corporation. Pachayati raj: Introduction, PRI: Zila Pachayat. Elected officials and their roles, CEO Zila Pachayat: Position and role. Block level: Organizational Hierarchy (Different departments), Village level: Role of Elected and Appointed officials, Importance of grass root democracy.

UNIT VI ELECTION COMMISSION

Election Commission: Role and Functioning. Chief Election Commissioner and Election Commissioners - Institute and Bodies for the welfare of SC/ST/OBC and women.

TOTAL: 30 PERIODS


OUTCOMES

Students will be able to:

- Discuss the growth of the demand for civil rights in India for the bulk of Indians before the arrival of Gandhi in Indian politics.
- Discuss the intellectual origins of the framework of argument that informed the conceptualization of social reforms leading to revolution in India.
- Discuss the circumstances surrounding the foundation of the Congress Socialist Party[CSP] under the leadership of Jawaharlal Nehru and the eventual failure of the proposal of direct elections through adult suffrage in the Indian Constitution.
- Discuss the passage of the Hindu Code Bill of 1956.

SUGGESTED READING

1. The Constitution of India, 1950(Bare Act), Government Publication.
2. Dr.S.N.Busi, Dr.B. R.Ambedkar framing of Indian Constitution, 1st Edition, 2015.
3. M.P. Jain, Indian Constitution Law, 7th Edn., Lexis Nexis, 2014.
4. D.D. Basu, Introduction to the Constitution of India, Lexis Nexis, 2015.



UNIT I	சங்க இலக்கியம்	6
	<ol style="list-style-type: none"> 1. தமிழின் துவக்க நூல் தொல்காப்பியம் <ul style="list-style-type: none"> - எழுத்து, சொல், பொருள் 2. அகநானூறு (82) <ul style="list-style-type: none"> - இயற்கை இன்னிசை அரங்கம் 3. குறிஞ்சிப் பாட்டின் மலர்க்காட்சி 4. புறநானூறு (95,195) <ul style="list-style-type: none"> - போரை நிறுத்திய ஔவையார் 	
UNIT II	அறநெறித் தமிழ்	6
	<ol style="list-style-type: none"> 1. அறநெறி வகுத்த திருவள்ளுவர் <ul style="list-style-type: none"> - அறம் வலியுறுத்தல், அன்புடைமை, ஒப்புறவு அறிதல், ஈகை, புகழ் 2. பிற அறநூல்கள் - இலக்கிய மருந்து <ul style="list-style-type: none"> - ஏலாதி, சிறுபஞ்சமூலம், திரிகடுகம், ஆசாரக்கோவை (தூய்மையை வலியுறுத்தும் நூல்) 	
UNIT III	இரட்டைக் காப்பியங்கள்	6
	<ol style="list-style-type: none"> 1. கண்ணகியின் புரட்சி <ul style="list-style-type: none"> - சிலப்பதிகார வழக்குரை காதை 2. சமூகசேவை இலக்கியம் மணிமேகலை <ul style="list-style-type: none"> - சிறைக்கோட்டம் அறக்கோட்டமாகிய காதை 	

1. சிறுபாணாற்றுப்படை

- பாரி முல்லைக்குத் தேர் கொடுத்தது, பேகன் மயிலுக்குப் போர்வை கொடுத்தது, அதியமான் ஓளவைக்கு நெல்லிக்கனி கொடுத்தது, அரசர் பண்புகள்

2. நற்றிணை

- அன்னைக்குரிய புன்னை சிறப்பு

3. திருமந்திரம் (617, 618)

- இயமம் நியமம் விதிகள்

4. தர்மச்சாலையை நிறுவிய வள்ளலார்

5. புறநானூறு

- சிறுவனே வள்ளலானான்

6. அகநானூறு (4) - வண்டு

நற்றிணை (11) - நண்டு

கலித்தொகை (11) - யானை, புறா

ஐந்திணை 50 (27) - மான்

ஆகியவை பற்றிய செய்திகள்

1. உரைநடைத் தமிழ்,

- தமிழின் முதல் புதினம்,
- தமிழின் முதல் சிறுகதை,
- கட்டுரை இலக்கியம்,
- பயண இலக்கியம்,
- நாடகம்,

2. நாட்டு விடுதலை போராட்டமும் தமிழ் இலக்கியமும்,
3. சமுதாய விடுதலையும் தமிழ் இலக்கியமும்,
4. பெண் விடுதலையும் விளிம்பு நிலையினரின் மேம்பாட்டில் தமிழ் இலக்கியமும்,
5. அறிவியல் தமிழ்,
6. இணையத்தில் தமிழ்,
7. சுற்றுச்சூழல் மேம்பாட்டில் தமிழ் இலக்கியம்.

தமிழ் இலக்கிய வெளியீடுகள் / புத்தகங்கள்

1. தமிழ் இணைய கல்விக்கழகம் (Tamil Virtual University)
- www.tamilvu.org
2. தமிழ் விக்கிப்பீடியா (Tamil Wikipedia)
- <https://ta.wikipedia.org>
3. தர்மபுர ஆதின வெளியீடு
4. வாழ்வியல் களஞ்சியம்
- தமிழ்ப் பல்கலைக்கழகம், தஞ்சாவூர்
5. தமிழ்கலைக் களஞ்சியம்
- தமிழ் வளர்ச்சித் துறை (thamilvalarchithurai.com)
6. அறிவியல் களஞ்சியம்
- தமிழ்ப் பல்கலைக்கழகம், தஞ்சாவூர்

TOTAL: 30 PERIODS